




# Kentucky High School Athletic Association

2280 Executive Drive ° Lexington, KY 40505 ° www.khsaa.org ° (859)299-5472 (859)293-5999 (fax)

To: Superintendent, Principal, and Athletic Director

From: Brigid L. DeVries, Commissioner  
Larry Boucher, Assistant Commissioner 

Date: August 25, 2003


Subject: 2002-2003 Annual Report Forms Submission

School: Garrard County High School

Enclosed please find a copy of Form T-65, The 2002-2003 Annual Report Forms Checklist. In addition, you may find an attachment with corrected copies of the forms submitted by your school personnel. Please review this information so the forms can be completed accurately in the future. Also, KHSAA Audit Staff may have requested a re-submission of some of the 2002-2003 Annual Report Forms or need additional information on your athletic programs. Please submit this information by the date requested if this is applicable. Copies and all KHSAA Title IX documents must be kept current and included in your permanent Title IX File at the school. All documents are subject to Open Records Requests.

Should you need any further information, please do not hesitate to call anytime.





**MEMORANDUM**

TO: KHSAA Member School Superintendents, Principals, and Athletic Directors

FROM: Brigid L. DeVries, Commissioner  
Larry Boucher, Executive Assistant Commissioner

DATE: July 22, 2003

RE: 2003 Title IX Forms Submission

School	Garrard County High School	Reviewed by	Gary Lawson
--------	----------------------------	-------------	-------------


The following is a status report regarding the required 2002 - 2003 Title IX submission of forms due in to the KHSAA office by April 15, 2003. Appropriate audit personnel have reviewed these forms and the following is a summary of this review.

I. Checklist of Forms properly submitted in a satisfactory manner:

✓	GE 19 (Annual Verification)	✓	T-35 (Budget Expenses)
✓	T-1 (Summary Program Chart 1)	✓	T-36 (Budget Expenses)
✓	T-2 (Summary Program Chart 2)	✓	T-41 (Checklist - Overall Interscholastic Program)
✓	T-3 (Summary Program Chart 3)	✓	T-60 (Corrective Action Plan)
✓	T-4 (Summary Program Chart 4)	✓	T-63 (Interscholastic Survey Results)

II. Status

A.	✓	2002 - 2003 Forms are satisfactory and no further information or action is necessary at this time.
B.		Errors have been noted with respect to the following forms and corrected copies are being returned to you for placement in your Title IX file to ensure proper submission in the future.
C.		The following forms were omitted and must be submitted by school representatives.
D.	✓	Other Recommendation and Comments: <ul style="list-style-type: none"> <li>All calculations appear to be correct and report data appears satisfactory at this time.</li> </ul>



**MEMORANDUM**

To: KHSAA Member School Superintendents, Principals, and Athletic Directors

From: Brigid L. DeVries, Commissioner  
Larry Boucher, Assistant Commissioner

Date: July 22, 2003

Re: 2003 Title IX Forms Submission

School	GARRARD County	Reviewed by	GARY W. LAWSON
--------	----------------	-------------	----------------

The following is a status report regarding the required 2002-2003 Title IX submission of forms which were due in to the KHSAA office by April 15, 2003. Appropriate audit personnel have reviewed these forms and the following is a summary of this review.

I. Checklist of Forms properly submitted in a satisfactory manner:

✓	GE 19 (Annual Verification)	✓	T-35 (Budget Expenses)
✓	T-1 (Summary Program Chart 1)	✓	T-36 (Budget Expenses)
✓	T-2 (Summary Program Chart 2)	✓	T-41 (Checklist - Overall Interscholastic Program)
✓	T-3 (Summary Program Chart 3)	✓	T-60 (Corrective Action Plan)
✓	T-4 (Summary Program Chart 4)	✓	T-63 (Interscholastic Survey Results)

II. Status

A.	✓	2002-2003 Forms are satisfactory and no further information or action is necessary at this time.
B.		Errors have been noted with respect to the following forms and corrected copies are being returned to you for placement in your Title IX file to ensure proper submission in the future.
C.		The following forms were omitted and must be submitted by school representatives.
D.		Other Recommendation and Comments: <i>All calculations appear to be correct and reports data appears satisfactory at this time. Have a nice summer.</i>



**MEMORANDUM**

To: KHSAA Member School Superintendents, Principals, and Athletic Directors

From: Brigid L. DeVries, Commissioner  
Larry Boucher, Assistant Commissioner

Date: July 22, 2003

Re: 2003 Title IX Forms Submission

School	<u>GARRARD County</u>	Reviewed by	<u>GARY W. LAWSON</u>
--------	-----------------------	-------------	-----------------------



The following is a status report regarding the required 2002-2003 Title IX submission of forms which were due in to the KHSAA office by April 15, 2003. Appropriate audit personnel have reviewed these forms and the following is a summary of this review.

I. Checklist of Forms properly submitted in a satisfactory manner:

<input checked="" type="checkbox"/>	GE 19 (Annual Verification)	<input checked="" type="checkbox"/>	T-35 (Budget Expenses)
<input checked="" type="checkbox"/>	T-1 (Summary Program Chart 1)	<input checked="" type="checkbox"/>	T-36 (Budget Expenses)
<input checked="" type="checkbox"/>	T-2 (Summary Program Chart 2)	<input checked="" type="checkbox"/>	T-41 (Checklist - Overall Interscholastic Program)
<input checked="" type="checkbox"/>	T-3 (Summary Program Chart 3)	<input checked="" type="checkbox"/>	T-60 (Corrective Action Plan)
<input checked="" type="checkbox"/>	T-4 (Summary Program Chart 4)	<input checked="" type="checkbox"/>	T-63 (Interscholastic Survey Results)

II. Status

A.	<input checked="" type="checkbox"/>	2002-2003 Forms are satisfactory and no further information or action is necessary at this time.
B.		Errors have been noted with respect to the following forms and corrected copies are being returned to you for placement in your Title IX file to ensure proper submission in the future.
C.		The following forms were omitted and must be submitted by school representatives.
D.		Other Recommendation and Comments: <i>All calculations appear to be correct and reports data appears satisfactory at this time. Have a nice summer.</i>





APR 15 2003

# KENTUCKY HIGH SCHOOL ATHLETIC ASSOCIATION

## TITLE IX

### MEMBER SCHOOLS 2002-2003 ANNUAL REPORT FORMS

Submit to KHSAA  
By April 15, 2003





**GENDER EQUITY REVIEW COMMITTEE**

**GARRARD COUNTY HIGH SCHOOL**

**KEVIN STULL**  
214 Royalty Drive  
Lancaster, Ky. 40444  
(859) 792-1404  
Principal

**GREG CRUTCHFIELD**  
217 Royalty Drive  
Lancaster, Ky. 40444  
(859) 792-2359  
Board Member

**KENNETH HURT**  
59 Long Branch Drive  
Lancaster, Ky. 40444  
(859) 792-3510  
Assistant Principal/A.D.

**VINCE PENNINGTON**  
114 S. 4<sup>th</sup> Street  
Danville, Ky. 40422  
(859) 236-4141  
Board Attorney

**ANITA BEGLEY**  
6975 Highway 52  
Paint Lick, Ky. 40461  
(859) 792-1375  
Title IX

**MARTINA WHITTAKER**  
487 Manse Road  
Paint Lick, Ky. 40461  
(859) 792-2543  
Student/Athlete

**CECIL COMBS**  
123 Longview Court  
Lancaster, Ky. 40444  
(859) 792-9484  
Head Coach

**SEAN LEAVELL**  
310 Lexington St.  
Lancaster, Ky. 40444  
(859) 792-2543  
Student/Athlete

**LINDA RUDOLPH**  
241 Lexington Street  
Lancaster, Ky. 40444  
Counselor/Coach

**KIM HULETT**  
81 Longview Court  
Lancaster, Ky. 40444  
Parent





**2002-2003**  
**ACCOMMODATION OF INTERESTS AND ABILITIES**  
**SUMMARY PROGRAM CHART 2**


KHSAA  
 Form T2  
 Rev. 9/02

**Participation Opportunities Test Two**

		Column 1	Column 2	Column 3	Column 4	Column 5
Program		Number of Teams Currently Offered	Number of Participants	Number of Teams Added in Last Five Years	Number of Participants Added in Last Five Years	Percent of Total Participation By Sex Added in Last 5 Years
<b>GIRLS</b>	Row 1	varsity:	9	103	3	73
	Row 2	j.v.:	6	70	2	34
	Row 3	frosh:	1	23	0	8
	Row 4	total:	16	196	5	115
<b>BOYS</b>	Row 5	varsity:	9	121	2	4
	Row 6	j.v.:	4	67	0	16
	Row 7	frosh:	1	10	0	0
	Row 8	total:	14	198	2	58

- 1) For Column 1, list the number of interscholastic teams offered for girls and boys at each competitive level (varsity, junior varsity, and freshman). For girls, total each of the entries in Rows 1, 2, and 3 into Row 4. For boys, total Rows 5, 6, and 7 into Row 8.
- 2) For Column 2, list the number of participants at each level. For girls, total each of the entries in Rows 1, 2, and 3 into Row 4. For boys, total Rows 5, 6, and 7 into Row 8. **Note:** The totals in Row 4 for girls and in Row 8 for boys must be the same as the totals in Form T-1, Column 3, Rows 1 and 2 respectively.
- 3) For Column 3, list the number of interscholastic teams that have been added in the last five years at each competitive level. Count each team added during the 5 year period only one time. e.g. Girl's junior varsity soccer was added 3 years ago, count the team only once, not 3 times. For girls, total the entries in Rows 1, 2, and 3 into Row 4. For boys, total Rows 5, 6, and 7 into Row 8.
- 4) For Column 4, list the number of participants that are currently on each level of the teams that were added in the last five years. If a team was added previously but no longer exists, there are no current participants to be added for that team. For girls, total the entries in Rows 1, 2, and 3 into Row 4. For boys, total Rows 5, 6, and 7 into Row 8.
- 5) For Column 5, calculate the percentage of participants that have been added in the last five years. For girls, take the number in Column 4, Row 4 and divide by the number in Column 2, Row 4. For boys, take the number in Column 4, Row 8 and divide it by the number in Column 2, Row 8.

Note: If the percentage of current participants added in the last five years is 25% or greater, compliance with test two may be possible. If less than 25%, then compliance with test three should be analyzed. **CAUTION:** 25% is not a formal compliance standard.

Principal's Signature:  Date: 4/14/2003

**2002-2003**  
**ACCOMMODATION OF INTERESTS AND ABILITIES**  
**SUMMARY PROGRAM CHART 3**

**Participation Opportunities Test Three**

For any question answered "YES" identify the respective sport(s).

	GIRLS (Yes / No)	BOYS (Yes / No)
1. For a sport not currently played at the interscholastic level (varsity, junior varsity, or freshman) in your school, is there an intramural team offered for that sport?	No	No
2. For a sport <u>not</u> currently offered in your interscholastic athletics program, is there sufficient interest to form a viable interscholastic team based on participation on an intramural team or community recreation teams?	No	No
3. For a sport <u>not</u> currently offered, is there sufficient interest to form a viable interscholastic team based on student responses from the interscholastic survey?	No	No
4. For a sport currently offered at the varsity level only, is there sufficient interest to form a viable team for a junior varsity, or freshman team that is not currently offered?	No	No
5. For a sport currently offered at the junior varsity or freshman level is there sufficient interest to form a varsity team not currently offered?	No	No
6. If you answered YES to question (1), (2), (3), (4), or (5), are there enough high schools in your geographic area offering the sport (at the appropriate level) to allow for the development of a reasonable schedule of competition?		

Principal's Signature:                     *K. Seel*                    

Date:                     4/14/2003

**2002-2003**  
**ACCOMODATION OF INTERESTS AND ABILITIES+**  
**SUMMARY PROGRAM CHART 4**

**Levels of Competition Test One**

		<b>Column 1</b>	<b>Column 2</b>	<b>Column 3</b>
<b>Girls</b>	<b>Team Levels</b>	<b>Number of Teams Currently Offered</b>	<b>Number of Participants</b>	<b>Percentage of Participants at Each Level</b>
<b>Row 1</b>	<b>varsity:</b>	<b>9</b>	<b>103</b>	<b>52.6</b>
<b>Row 2</b>	<b>j.v.:</b>	<b>6</b>	<b>70</b>	<b>35.7</b>
<b>Row 3</b>	<b>frosh:</b>	<b>1</b>	<b>23</b>	<b>11.7</b>
<b>Row 4</b>	<b>total:</b>	<b>16</b>	<b>196</b>	<b>100%</b>
<b>Boys</b>				
<b>Row 5</b>	<b>varsity:</b>	<b>9</b>	<b>121</b>	<b>61.1</b>
<b>Row 6</b>	<b>j.v.:</b>	<b>4</b>	<b>67</b>	<b>33.8</b>
<b>Row 7</b>	<b>frosh:</b>	<b>1</b>	<b>10</b>	<b>5.1</b>
<b>Row 8</b>	<b>total:</b>	<b>14</b>	<b>198</b>	<b>100%</b>

- 1) Column 1, list the number of interscholastic teams offered for girls and boys at each competitive level; varsity, junior varsity, and freshman. (Refer to Form T-2, Accommodation of Interests and Abilities, Summary Program Chart 2, Column 1.)
- 2) For Column 2, list the number of participants at each level. For girls, total the entries in Rows 1, 2, and 3 into Row 4. For boys, total the entries in Rows 5, 6, and 7 into Row 8. (Refer to Form T-2, Accommodation of Interests and Abilities, Summary Program Chart 2, Column 2.)
- 3) For Column 3, calculate the percentage of female and male participants at each level.  
For girls' varsity, junior varsity, and frosh, respectively:
  - Divide Column 2, Row 1 by Column 2, Row 4, and place the percentage in Column 3, Row 1.
  - Divide Column 2, Row 2 by Column 2, Row 4, and place the percentage in Column 3, Row 2.
  - Divide Column 2, Row 3 by Column 2, Row 4, and place the percentage in Column 3, Row 3.
  -
 For boys' varsity, junior varsity, and frosh, respectively:
  - Divide Column 2, Row 5 by Column 2, Row 8, and place the percentage in Column 3, Row 5.
  - Divide Column 2, Row 6 by Column 2, Row 8, and place the percentage in Column 3, Row 6.
  - Divide Column 2, Row 7 by Column 2, Row 8, and place the percentage in Column 3, Row 7.


Principal's Signature: \_\_\_\_\_

Date: 4/14/2003

**2002-2003  
BUDGETED AND ACTUAL EXPENDITURES - PROGRAM COMPARISON CHART  
TO INCLUDE BOOSTER CLUB FUNDING**

	equipment and supplies		travel		awards		coaches' salaries (to include supplemental and extended employment)		facilities improvements		publications (if sport-specific)	
	B	E	B	E	B	E	B	E	B	E	B	E
<b>G basketball</b>	\$9,670.	\$19,200.	\$1,200.	\$1,150.			\$14,545.	\$14,545.				
<b>B basketball</b>	\$9,670.	\$15,605.	\$1,200.	\$1,070.			\$13,372.	\$13,372.				
<b>G softball</b>	\$4,905.	\$ 3,501.	\$ 800.	\$ 70.			\$ 2,705.	\$ 2,705.	0	0		
<b>B baseball</b>	\$4,905.	\$ 3,050.	\$ 800.	\$ 40.			\$ 3,203.	\$ 3,203.	0	0		
<b>G cross country</b>	\$ 615.	\$ 152.	\$ 250.	\$ 190.			\$ 1,121.	\$ 1,121.	0	0		
<b>B cross country</b>	\$ 615.	\$ 152.	\$ 250.	\$ 190.			\$ 1,121.	\$ 1,121.	0	0		
<b>G golf</b>	\$1,532.	\$ 1,532.	\$ 200.	\$ 180.			\$ 933.	\$ 933.	0	0		
<b>B golf</b>	\$1,532.	\$ 1,532.	\$ 200.	\$ 185.			\$ 1,033.	\$ 1,033.	0	0		
<b>G soccer</b>	\$4,905.	\$ 7,001.	\$ 800.	\$ 730.			\$ 2,479.	\$ 2,479.	\$114,000	\$114,000		
<b>B soccer</b>	\$4,905.	\$ 7,001.	\$ 800.	\$ 715.			\$ 2,255.	\$ 2,255.	\$114,000	\$114,000		
<b>G swimming</b>	\$1,071.	\$ 950.	\$ 200.	\$ 175.			\$ 1,186.	\$ 1,186.	0	0		
<b>B swimming</b>	\$1,071.	\$ 950.	\$ 200.	\$ 175.			\$ 1,186.	\$ 1,186.	0	0		


1. Budget and expenditures on this 2002-2003 year report due by April 15, 2003, should reflect the total monies budgeted and spent for the entire year of 2001-2002 ending June 30, 2002.
2. "B" is for budgeted dollar amounts and "E" is for actual dollar expenditures.
3. Booster Club Funding/Contributions must be included in the expenditures total.

**Principal's Signature:**  **Date:** 4/14/2003

**2002-2003  
BUDGETED AND ACTUAL EXPENDITURES - PROGRAM COMPARISON CHART 2  
TO INCLUDE BOOSTER CLUB FUNDING**

Teams	equipment and supplies		travel		awards		coaches' salaries (to include supplemental and extended employment)		facilities improvements		publications (if sport-specific)	
	B	E	B	E	B	E	B	E	B	E	B	E
G track	\$ 761.	\$ 150.	\$ 350.	0			\$ 1,371.	\$ 1,371.	0	0		
B track	\$ 761.	\$ 240.	\$ 350.	0			\$ 1,371.	\$ 1,371.	0	0		
G tennis	\$1,220.	\$ 180.	\$ 200.	\$ 35.			\$ 1,087.	\$ 1,087.	0	0		
B tennis	\$1,220.	\$ 210.	\$ 200.	\$ 30.			\$ 933.	\$ 933.	0	0		
G volleyball	\$4,584.	\$6,000.	\$ 800.	\$735.			\$ 3,066.	\$ 3,066.	0	0		
B wrestling	NOT	OFFER	ED									
G (list sport)												
B (football)	\$18,473	\$29,400	\$ 2,000.	\$ 1,900.			\$18,141	\$18,141	0	0		
G (list sport)												
B (list sport)												

1. Budget and expenditures on this 2002-2003 year report due by April 15, 2003, should reflect the total monies budgeted and spent for the entire year of 2001-2002 ending June 30, 2002.
2. "B" is for budgeted dollar amounts and "E" is for actual dollar expenditures.
3. Booster Club Funding/Contributions must be included in the expenditures total.

Principal's Signature:  Date: 4/14/2003



**GARRARD CO SCHOOL DISTRICT**

**EXTRA DUTY SERVICE SALARY SCHEDULE**

**2002 – 2003**

<b>POSITION</b>	<b>0-3</b>	<b>4-9</b>	<b>10-14</b>	<b>15-19</b>	<b>20+</b>	
GCHS HEAD FOOTBALL COACH	5771	6349	7046	7258	7403	Steve Stonebreaker
GCHS FIRST ASSISTANT FOOTBALL COACH	3234	3882	4309	4438	4527	Chris Cooper
GCHS 2 <sup>ND</sup> ASSISTANT FOOTBALL COACH	1920	2112	2345	2413	2463	Kevin Montgomery
GCHS ASSISTANT FOOTBALL COACH	1920	2112	2345	2413	2463	Lamont Hocker
GCHS ASSISTANT FOOTBALL COACH	1920	2112	2345	2413	2463	Steven Brogli
GCHS ASSISTANT FOOTBALL COACH	1606	1766	1960	2019	2059	John Teater
GCHS ASSISTANT FOOTBALL COACH –	UNPAID					Tim Davis/Justin Sivis
GCHS ATHLETIC DIRECTOR/ASST. PRINCIPAL	IN SALARY					Ken Hurt
GCHS HEAD BOYS BASKETBALL COACH	5327	5859	6503	6697	6729	Cecil Combs
GCHS FIRST ASSISTANT BOYS BASKETBALL COACH	2984	3283	3644	3753	3828	D.Y. Hacker
GCHS ASSISTANT BOYS BASKETBALL COACH	1773	1813	1993	2212	2256	Jonathan Martin
GCHS ASST. FRESHMAN BOYS BASKETBALL COACH	1773	1813	1993	2212	2256	Dickie Gilbert
GCHS HEAD GIRLS BASKETBALL COACH	5327	5859	6503	6697	6832	Ken Hurt
GCHS FIRST ASST. GIRLS BASKETBALL COACH	2984	3283	3644	3753	3828	Regina Meadows
GCHS ASSISTANT GIRLS BASKETBALL COACH	1773	1813	1993	2212	2256	Jan Hurt
GCHS ASST. FRESHMAN GIRLS BASKETBALL COACH	1773	1813	1993	2212	2256	Scott Bolin
GCHS HEAD BASEBALL COACH – SPRING	1859	2045	2270	2337	2385	Scotty Merida
GCHS ASSISTANT BASEBALL COACH – SPRING	846	933	1033	1065	1087	Scott Bolin
GCHS HEAD GIRLS SOFTBALL COACH – SPRING	1859	2045	2270	2337	2385	Kevin Reynolds
GCHS ASST. GIRLS SOFTBALL COACH – SPRING	846	933	1033	1065	1087	Jeff Meadows
GCHS CROSS COUNTRY COACH	1143	1258	1396	1438	1466	Cecil Combs
GCHS ASST. CROSS COUNTRY COACH	846	933	1033	1065	1087	Jonathan Martin
GCHS HEAD TRACK COACH – SPRING	1524	1676	1860	1916	1953	Martin Bastin

**GARRARD COUNTY SCHOOL DISTRICT  
EXTRA DUTY SERVICE SALARY SCHEDULE**

**2002 – 2003**

<b>POSITION</b>	<b>0-3</b>	<b>4-9</b>	<b>10-14</b>	<b>15-19</b>	<b>20+</b>	
GCHS ASST. TRACK COACH – SPRING	846	933	1033	1065	1087	Dennis Custard
GCHS BOYS TENNIS COACH – SPRING	846	933	1033	1065	1087	Jill Stevens
GCHS GIRLS TENNIS COACH – SPRING	846	933	1033	1065	1087	Matt Chamberlain
GCHS BOYS GOLF COACH	846	933	1033	1065	1087	David McDaniel
GCHS GIRLS GOLF COACH	846	933	1033	1065	1087	Scott Bolin
GCHS GIRLS ASST. GOLF COACH – UNPAID						Scotty Merida
GCHS HEAD CHEERLEADING SPONSOR	1073	1179	1309	1348	1375	Cindy Perry
GCHS GIRLS COMPE/ASST CHEERLEADING SPONSOR	789	867	961	990	1010	Megan Horn
GCHS BOYS SOCCER COACH	1697	1865	1962	2024	2175	Jonathan Martin
GCHS BOYS ASST. SOCCER COACH	558	614	682	701	717	Chris Grecco
GCHS GIRLS SOCCER COACH	1697	1865	1962	2024	2175	Tony Kluesener
GCHS ASST. GIRLS SOCCER COACH	558	614	682	701	717	Curt Carrier
GCHS SWIM TEAM COACH	1143	1258	1396	1438	1466	Peggy Sharp
GCHS ASST. SWIM TEAM COACH	846	933	1033	1065	1087	William Sharp
GCHS GIRLS VOLLEYBALL COACH	1697	1865	2067	2133	2175	Linda Rudolph
GCHS GIRLS ASST. VOLLEYBALL COACH	558	614	682	701	717	Dennis Custard

## 2002-2003 KHSAA TITLE IX ATHLETICS AUDIT

KHSAA  
Form T41  
Rev. 9/02

### Checklist - Overall Interscholastic Athletics Program

Areas of Compliance	ADVANTAGE TO (Respond based on Internal Evaluation by checking the appropriate column.)		
<b>OPPORTUNITIES</b>	<b>GIRLS' PROGRAM</b>	<b>BOYS' PROGRAM</b>	<b>NEITHER PROGRAM</b>
Accommodation of Interest and Abilities			C
<b>BENEFITS</b>	<b>GIRLS' PROGRAM</b>	<b>BOYS' PROGRAM</b>	<b>NEITHER PROGRAM</b>
Equipment and Supplies			C
Scheduling of Games and Practice Time			C
Travel and Per Diem Allowances			C
Coaching			C
Locker Rooms, Practice and Competitive Facilities			C
Medical and Training Facilities and Services			C
Publicity			C
Support Services			C
Athletic Scholarships	N/A	N/A	
Tutoring	N/A	N/A	
Housing and Dining Facilities and Services	N/A	N/A	
Recruitment of Student Athletes	N/A	N/A	

Principal's Signature: \_\_\_\_\_

Date: 4/14/2003

School Name: Garrard County  
 School Year: 2002-03

Principal's Signature: \_\_\_\_\_  
 Date: April 4, 2003

**2002-2003  
 TITLE IX  
 CORRECTIVE ACTION PLAN**

To complete this form, indicate the intended area which needs corrective action, the suggested change and time table for implementation. You may copy this form as needed. Please attach corrective action plans along with audit forms and submit by April 15, 2003.

ITEM FOR CORRECTION	SUGGESTED CHANGE	TIME TABLE FOR CORRECTIVE ACTION
Add Tennis Courts	Build Tennis Courts	When/if money becomes available.
Add a track	Build Track	When/if money becomes available

- An explanation (status report) is needed for all areas identified previously as items for correction as well as all areas currently identified as items for correction. This form shall be typed.

Principal's Signature: [Signature] Date: 4/14/2003

## 2002-2003 INTERSCHOLASTIC ATHLETICS SURVEY

### Summary of Student Responses

School Name: \_\_\_ Garrard County  
School Enrollment: \_\_\_ 645  
Date: \_\_\_ April 4, 2003  
Completed By: \_\_\_ Kenneth D. Hurt

#### Instructions:

1. Summarize the Student Athletics Interest Surveys Form T-61 by listing the total number of responses on the line next to each sport.
2. Under the Other Category please provide a listing of the sports as well as the number of students who are interested in participating.
3. Please sign and date the Summary Form (T-63) and mail the Summary Form only to the KHSAA by April 15, 2003. Do not mail the student surveys (Form T-61). However, these Forms should be maintained in your files in the event they are requested subsequently.

620\_\_ Number of Surveys

565\_\_ Total Returned

8-11\_\_ Grades Surveyed

How Was The Survey Administered?      Was given to each grade level during  
home room – Completed & turned in.  
(e.g. was it given in all English classes, or all home rooms, or advisee/advisor?)

#### Fall Sports (List Total Number of Participation Responses)

21\_\_ Cross Country (Girls)  
10\_\_ Cross Country (Boys)  
21\_\_ Field Hockey (Girls)  
100\_\_ Football (Boys)  
19\_\_ Golf (Girls)  
16\_\_ Golf (Boys)  
44\_\_ Soccer (Girls)  
37\_\_ Soccer (Boys)  
101\_\_ Volleyball (Girls)  
13\_\_ Volleyball (Boys)

#### Winter Sport (List Total Number of Participation Responses)

50\_\_ Basketball (Girls)  
95\_\_ Basketball (Boys)  
51\_\_ Gymnastics (Girls)  
14\_\_ Indoor Track (Girls)  
14\_\_ Indoor Track (Boys)  
40\_\_ Swimming & Diving (Girls)  
6\_\_ Swimming & Diving (Boys)  
38\_\_ Wrestling (Boys)



Spring Sport (List Total Number of Participation Responses)

- 72\_\_\_ Baseball (Boys)
- 42\_\_\_ Fast Pitch Softball (Girls)
- 23\_\_\_ Slow Pitch Softball (Girls)
- 52\_\_\_ Tennis (Girls)
- 10\_\_\_ Tennis (Boys)
- 38\_\_\_ Track (Girls)
- 19\_\_\_ Track (Boys)

Other Sports (From Student Survey T-61 Question 10)

Name of Sport	Number of Students Interested In Participating
Water Polo	5
Rugby	8
Hockey	10
Lacrosse	6
Boxing	5
Dance Team	12
Ping Pong	3
Horseshoes	2

Number of Students who participate in Intramural Sports.  
(From Student Survey T-61 Question 5)

<u>Sport</u>	<u>Number</u>
Basketball(Boys)	8
Billiards	2
Martial Arts	5
Softball(Girls)	15
Barrel Racing	2
Bowling	5

List Intramural Sports students are interested in adding:  
(From Student Survey T-61 Question 6)

<u>Sport</u>	<u>Number</u>
Racquetball	4
Lacrosse	6
Rodeo	4
Hockey	12
Dance Team	12
Wrestling	31

Participation in Non-School Sports Activities  
(From Student Survey T-61 Question 7)

<u>Sport</u>	<u>Number</u>
Skateboarding	6
Kickboxing	5
Racing Trucks	1
Bowling	5
Softball(slow pitch)	12
Baseball	10

Reasons for not participating in interscholastic athletics.  
(From Survey Question 8)

<u>Response</u>	<u>Number</u>
67__ I prefer other activities such as band, chorus, etc.	
135__ I don't have time	
36__ The practice schedules and game times are inconvenient	
49__ The sport I like isn't offered	
15__ It's too expensive	
9__ I prefer to participate in club or intramural sports	
65__ Working	
68__ Other	

Student Suggestions to encourage participation

Cheaper Cost, More Activities, More Coaches, Advertise, More Understanding from Coaches,

Earlier practices, increased funding, change game times, too many practices, no cuts,

Play everyone, new coaches, publicize tryouts.

  
Principal's Signature

4/14/2003  
Date